



STONISCH
FIELDHOUSE



SPRING HILL

THIRSTY?

THIRSTY?

THIRSTY?

THIRSTY?

Always Coca-Cola.



2004 SPRING HILL COLLEGE BASEBALL

Schedule

Date	Opponent	Site	Time
February			
Sat. 7th	vs Trevecca Nazerene Univ.	Montgomery, AL	5:30p
Sun. 8th	vs Lambuth University	Montgomery, AL	10:00a
Sun. 8th	vs Webber International Univ.	Montgomery, AL	12:30p
Thurs. 12th	Auburn Univ.-Montgomery (DH)	Spring Hill	3:00p
Tues. 17th	Faulkner University (DH)	Spring Hill	3:00p
Fri. 20th	## at LSU-Shreveport	Shreveport, LA	6:30p
Sat. 21st	## at LSU-Shreveport (DH)	Shreveport, LA	1:00p
Tues. 24th	at Concordia College (DH)	Selma, AL	3:30p
Fri. 27th	## William Carey College	Spring Hill	6:00p
Sat. 28th	## William Carey College (DH)	Spring Hill	1:00p
March			
Fri. 5th	## at Loyola University	New Orleans, LA	6:00p
Sat. 6th	## at Loyola University (DH)	New Orleans, LA	1:00p
Mon. 8th	vs John Carroll College (DH)	Panama City, FL	3:00p
Tues. 9th	vs Marietta College (DH)	Panama City, FL	9:00a
Fri. 12th	## Belhaven College	Spring Hill	6:00p
Sat. 13th	## Belhaven College (DH)	Spring Hill	1:00p
Tues. 16th	at Faulkner University (DH)	Montgomery, AL	3:00p
Fri. 19th	## at University of Mobile	Mobile, AL	2:00p
Sat. 20th	## at University of Mobile (DH)	Mobile, AL	12:00p
Fri. 26th	## LSU-Shreveport	Spring Hill	6:30p
Sat. 27th	## LSU-Shreveport (DH)	Spring Hill	1:00p
Wed. 31st	at Auburn Univ.-Montgomery (DH)	Montgomery, AL	3:00p
April			
Sat. 3rd	Concordia College (DH)	Spring Hill	2:00p
Mon. 5th	at Thomas University (DH)	Thomasville, GA	2:00p
Fri. 9th	## at William Carey College	Hattiesburg, MS	6:00p
Sat. 10th	## at William Carey College (DH)	Hattiesburg, MS	1:00p
Fri. 16th	## Loyola University	Spring Hill	6:00p
Sat. 17th	## Loyola University (DH)	Spring Hill	1:00p
Fri. 23rd	## at Belhaven College	Jackson, MS	2:00p
Sat. 24th	## at Belhaven College (DH)	Jackson, MS	1:00p
Tues. 27th	Concordia College (DH)	Spring Hill	5:00p
Fri. 30th	## University of Mobile	Spring Hill	6:00p
May			
Sat. 1st	## University of Mobile (DH)	Spring Hill	4:00p

5th-8th - GCAC Tournament (Hattiesburg, MS)
 12th-15th - NAIA Region XIII Tournament (TBA)
 19th-21st - NAIA Region XIII/XIV Super Regional (TBA)
 May 28th - June 11th - 2004 NAIA World Series (Lewiston, ID)

Home Games in **BOLD**. ## = GCAC Game

** All times are Central. Dates and times are tentative and subject to change.

Media Information

All media are welcome and encouraged to attend all Spring Hill athletic events. In order to best serve the media, please let SID Matthew De Witt know you will be covering events at least 24-hours in advance. Game information, rosters, and stats will be available. A fax machine and telephone will also be available upon request.

QUICK FACTS

School..... Spring Hill College
 Address.....4000 Dauphin Street
 City, State..... Mobile, Alabama
 Zip Code..... 36608
 Founded..... 1830
 Religious Affiliation..... Jesuit Catholic
 President.... Rev. Gregory F. Lucy, S.J.

BASEBALL FACTS


Athletic Director..... Doug Mosley
 Sports Info. Dir..... Matthew De Witt
 Phone Number..... 251-380-4468
 E-Mail Address...mdewitt@shc.edu
 Nickname..... Badgers
 Colors..... Purple & White
 Affiliation..... NAIA
 Conference..... Gulf Coast Athletic
 Field..... Stan Galle Field
 Coach..... Frank Sims
 (Eastern Illinois, 1977)
 Phone Number..... 251-380-3486
 E-Mail Address..... fsims@shc.edu
 Career Record..... 565-451-3 (20 yrs.)
 SHC Record..... 529-441-3 (19 yrs.)
 2003 Record..... 21-38
 Conference Record..... 9-21 (5th)
 Starters (Ret./Lost)..... 5/3
 Starting Pitchers (Ret./Lost)..... 9/0
 Newcomers..... 12

CREDITS

The 2004 Spring Hill College media guide was designed, written, and edited by sports information director Matthew De Witt. The cover design is by Greg Walker.

For the latest stats, stories, and results on all Spring Hill College athletic teams, visit the Badgers online at www.shc.edu/athletics.

HEAD COACH FRANK SIMS



Frank Sims begins his 19th full season with the Spring Hill College Badgers as the school's all-time winningest coach. His record of 520-441-3 at Spring Hill includes 16 20-win seasons, six 30-win seasons, two 40-win seasons and four Gulf Coast Athletic Conference championships. Spring Hill has also appeared in the NAIA Region Tournament four times, and Sims has been honored as GCAC Coach of the Year on four occasions.

Overall, Sims has posted a 565-451-3 mark in 20 seasons as a collegiate head coach. He gained the milestone 500th victory in the 2001 season.

In the last 15 years, Spring Hill has seen its greatest success on the diamond, posting nine 30-win seasons, including a school-best 40-15 mark in 1992, which culminated in a District-30 crown. The 1992 team also set 18 team, individual and conference records that year.

Fifty-four players have been named All-Gulf Coast Athletic Conference during Sims' tenure on "The Hill," including two-time NAIA All-American and Pittsburgh Pirate starting pitcher Blake Stein, and current Kansas City Royal farmhand Trae McGill.

Sims began his coaching career as an assistant at his alma mater, Eastern Illinois University. After one season at EIU, Sims moved on to Sparta High School, in Illinois, where he served as head coach, in addition to assistant positions in both football and basketball. Sims posted a 44-18 record in three seasons on the diamond.

After his experience at Sparta, Sims returned to the collegiate ranks in 1980, serving two seasons as an assistant at Morehead State University. He later became the head baseball coach at Milton College, in 1983, where his squad finished 36-10, narrowly missing a berth into the NAIA World Series. Two seasons as an assistant coach at the University Wisconsin-Whitewater followed before he arrived at Spring Hill.

Sims is a member of the executive committee of the NAIA World Series where he serves as chairperson of the International Play committee. He was also an assistant coach for the Mobile Baysharks of the Texas-Louisiana Professional Baseball league for two seasons.

Last summer, Sims had the opportunity and honor to coach two U.S. select teams, traveling to the Czech Republic and Italy.

Sims earned his bachelor's degree in health, physical education and recreation from Eastern Illinois in 1977, and his master's degree in H.P.E.R. from Morehead State in Kentucky in 1980. He and his wife, Dana, have four children: Drew, 19, Sarah, 16, Kelsey, 14, and Brian, 12.

COACHING HISTORY

Year	School	Record
1983	Milton (Wis.)	36-10
1985	Spring Hill	5-4-1
1986	Spring Hill	29-21
1987	Spring Hill	17-27
1988	Spring Hill	29-25
1989	Spring Hill	27-20
1990	Spring Hill	31-25
1991	Spring Hill	24-22
1992	Spring Hill	40-15
1993	Spring Hill	37-17
1994	Spring Hill	31-17
1995	Spring Hill	30-20
1996	Spring Hill	34-26
1997	Spring Hill	31-24
1998	Spring Hill	17-29
1999	Spring Hill	27-32
2000	Spring Hill	34-24-1
2001	Spring Hill	40-25
2002	Spring Hill	25-30-1
<u>2003</u>	<u>Spring Hill</u>	<u>21-38</u>
20 years		565-451-3

Record at "The Hill" is 529-441-3. 500th victory came during the 2001 season in a game versus the University of Mobile.

The winningest head coach in Spring Hill history. Third in winning percentage in school history. Has posted 16 20-win, six 30-win, and two 40-win seasons.

Four Gulf Coast Athletic Conference (GCAC) titles.


Five NAIA Regional and District Tournament appearances.

Four NAIA National Tournament appearances.

Four-time GCAC Coach of the Year.

Has coached 54 All-Conference selections.

Assistant Coaches



35 Wes Ward

2nd Season
Univ. of South Alabama, 1998

32 Daniel Varas

1st Season
Spring Hill College, 1999



2004 SEASON PREVIEW

Excitement is in the air for the 2004 Spring Hill College baseball team. Returning a large number of players from last year, the Badgers will be looking to make some noise in the always strong Gulf Coast Athletic Conference (GCAC) as well as in the National Association of Intercollegiate Athletics (NAIA) Region XIII.

The 32 members of this year's team will take the field the first weekend of February, in Montgomery, Ala., and play 57 regular season games. The post-season will begin May 5 at the GCAC Tournament.

Expected to make an immediate impact for the Badgers this season is pitcher Dan Padron, a 2003 All-Conference selection. The 5 foot 10 inch senior, from Miami, Fla., had an ERA of 3.71 in 85.0 innings last season.

Another all-conference selection last season, Evan Lee, will be very strong in the outfield this season. The junior from Mobile started in 46 games last season, batted .380, led the team with 65 hits, and had a .969 fielding percentage.

Finally, an all-conference and all-region selection last season, Josh Coleman will be called upon, yet again, to play first base, pitch, and even play some right field. The 6 foot 4 inch sophomore, from Satsuma, Ala., led the team with a .412 batting average and led the team with nine home runs. His 98 total bases and .721 slugging percentage also topped all Badgers.

Some other returnees expected to have an impact are Jeremy Koen (sophomore catcher), Banks Walker (junior designated hitter), Matt Rozelle (sophomore outfielder), Grant Allenbach (junior infielder), and Matt Parker (sophomore outfielder).

The pitching staff will consist of five seniors. Behind Dan Padron will be Justin Givhan, Aaron Barras, Jake Ledkins, and Matt Scott. These five combined for a



4.43 earned run average. Padron, Scott, and Barras pitched 15 complete games. Opponents only batted .290 versus these five.

There are 12 new members to the 2004 team. Seven of these are incoming freshmen. There is one redshirt freshman. The remaining four are transfers.

"The freshmen had a very good fall season," said head coach Frank Sims. "Their fielding abilities are strong, and they are still working on getting used to collegiate pitching. The infield could see two freshmen up the middle at second base and shortstop."

Those freshmen who will be spending some time playing up the middle include Ben Collins, from Dallas, Tom Conners, from Chicago, and Drew Sims, of Mobile. Ben Collins will also be spending some time as a pitcher.

A few other freshmen who will be spending some time in the lineup will be Jarrod Cain of Satsuma, Ala., Mike Cassidy from Alexandria, Va., Casey Seraphin of Dallas, and Jason Larkin of Dallas.

The transfers include Josh Padget, an outfielder from Satsuma, Ala., Patrick Connelly, an infielder from Houston, Kelly Payne, a pitcher from Houston, and John Robinson, an infielder from Pensacola.

Some of the strengths in this year's team include an experienced pitching staff and defense.

"With a strong nucleus of sen-

iors in the pitching rotation, and a defense who has at least a year of collegiate ball under their belt, the team looks much improved over last season," said coach Sims.

"The pitchers we have in our rotation will be able to keep us in the game when it is most needed," continued coach Sims.

"Hitting cannot be predicted, but it seems much stronger than last year. If the team steps up, they will be able to keep us in the game with their hitting," said coach Sims. "The team lost a lot of close games last year, and we will be looking to change that."

With an always strong GCAC schedule, with LSU-Shreveport ranked No. 3 in the preseason NAIA rankings, and William Carey College and the University of Mobile in the top six in NAIA Region XIII, the conference championship is a toss-up. This season will be no different than the past, with ever conference game potential making the difference.

The non-conference schedule will see the Badgers play regional foes Faulkner University (No. 24 in the NAIA preseason and No. 3 in the region) and Auburn University-Montgomery (No. 5 in the region).

"I am very excited at how this team looks and at how well they could do if they step up," said coach Sims. "The team has a chance to do very well as the season goes on, and even better into the post-season."

2004 BADGER ROSTER


#	Name	Pos.	Yr.	Ht.	Wt.	B/T	Hometown / Previous School(s)
1	Josh Padget	OF	JR	6-0	175	R/R	Satsuma, AL / Jefferson Davis CC / Satsuma HS
2	Jason Outlaw	INF	JR	6-1	160	R/L	Eight Mile, AL / Vigor HS
3	Evan Lee	OF	JR	6-1	205	R/R	Mobile, AL / Baker HS
4	Mike Cassidy	C	FR	5-11	180	R/R	Alexandria, VA / Bishop Ireton HS
5	John Bonner	P	SO	6-2	190	R/R	Mobile, AL / Mobile Christian HS
6	Drew Sims	INF	FR	5-11	160	S/R	Mobile, AL / St. Paul's Episcopal HS
8	Darrin Gilcrease	P	JR	6-0	185	R/R	New Orleans, LA / Brother Martin HS
9	Josh Mosner	C	SR	6-0	200	R/R	Mobile, AL / B.C. Rain HS
10	Justin Givhan	P	SR	6-4	190	R/R	Theodore, AL / Theodore HS
11	Jake Ledkins	P	SR	6-1	185	R/R	Excel, AL / Excel HS
12	Ben Collins	INF	FR	5-11	170	R/R	Dallas, TX / Jesuit HS
13	Casey Seraphin	OF	FR	6-0	170	R/R	Dallas, TX / Jesuit HS
14	Matt Scott	P	SR	6-3	200	R/R	Saucier, MS / D'Iberville HS
15	Tom Connors	INF	FR	6-0	175	L/R	Chicago, IL / St. Rita's HS
16	Jason Larkin	P	FR	5-10	165	R/R	Dallas, TX / Jesuit HS
17	Justin Guntli	P	SO	5-10	185	R/R	St. Louis, MO / Bishop DuBourg HS
18	Josh Coleman	INF/P	SO	6-4	210	R/R	Satsuma, AL / Satsuma HS
20	Matt Parker	OF	SO	5-10	190	R/R	Baton Rouge, LA / University HS
21	Tim McIlvaine	C	SR	6-2	200	R/L	East Chester, NY / Fordham Prep
22	Banks Walker	INF/C	JR	6-0	210	R/R	Spanish Fort, AL / Daphne HS
23	Danny Padron	P	SR	5-10	175	R/R	Miami, FL / Belen Jesuit HS
24	Matt Rozzelle	OF	SO	5-10	170	S/R	Houston, TX / St. Thomas HS
25	Drew Crooke	P	JR	6-0	180	L/L	Gulf Breeze, FL / Gulf Breeze HS
26	Jeremy Koen	C	SO	5-11	195	R/R	Mobile, AL / Baker HS
27	Aaron Barras	P	SR	6-3	200	R/R	Chalmette, LA / Holy Cross HS
28	Ty Hathorn	OF	FR	6-1	190	R/R	Bassfield, MS / Prentiss Christian School
29	Jarrold Cain	INF	FR	6-4	230	R/R	Satsuma, AL / Satsuma HS
30	Grant Allenbach	INF	JR	5-11	215	R/R	Mobile, AL / Baker HS
31	John Robinson	INF	SO	5-10	190	R/R	Pensacola, FL / St. Edward's Univ. / Washington HS
33	Kelly Payne	P	SO	6-3	165	R/R	Houston, TX / St. Edward's Univ. / St. Thomas HS
34	Aaron Nelson	OF	SO	5-11	180	R/R	N. Palm Beach, FL / The Benjamin School
36	Patrick Connelly	INF	FR	5-11	160	R/R	Houston, TX / St. Edward's Univ. / Strake Jesuit HS

Head Coach: 7 - Frank Sims (Eastern Illinois, 1977), 19th Season

Assistant Coaches: 35 - Wes Ward (South Alabama, 1988), 2nd Season

32 - Daniel Varas (Spring Hill, 1999), 1st Season

MEET THE BADGERS



30 Grant Allenbach

5'11" - 215
 Junior - Infielder
 Bats: Right
 Throws: Right
 Hometown: Mobile, AL
 High School: Baker

Last Season

Avg. - .268	H - 42	RBI - 20	SO - 20
GP/GS - 52/52	2B - 7	SLG% - .331	OB% - .329
AB - 157	3B - 0	BB - 13	FLD% - .912
R - 13	HR - 1	HBP - 2	



27 Aaron Barras

6'3" - 200
 Senior - Pitcher
 Bats: Right
 Throws: Right
 Hometown: Chalmette, LA
 High School: Holy Cross

Last Season

ERA - 5.18	SV - 0	ER - 42	3B - 4
W-L - 3-10	IP - 73.0	BB - 31	HR - 4
APP - 16	H - 86	SO - 72	AB - 301
GS/CG - 13/5	R - 61	2B - 22	Avg. - .286



5 John Bonner

6'2" - 190
 Sophomore - Pitcher
 Bats: Right
 Throws: Right
 Hometown: Mobile, AL
 High School: Mobile Christian

Last Season

ERA - 9.82	SV - 0	ER - 36	3B - 3
W-L - 2-5	IP - 33.0	BB - 18	HR - 3
APP - 12	H - 63	SO - 26	AB - 153
GS/CG - 3/0	R - 42	2B - 13	Avg. - .412




18 Josh Coleman

6'4" - 210
 Sophomore - Infielder/Pitcher
 Bats: Right
 Throws: Right
 Hometown: Satsuma, AL
 High School: Satsuma

Last Season

Avg. - .412	H - 56	RBI - 43	SO - 21
GP/GS - 46/41	2B - 15	SLG% - .712	OB% - .468
AB - 136	3B - 0	BB - 12	FLD% - .989
R - 32	HR - 9	HBP - 4	




25 Drew Crooke

6'0" - 180
 Junior - Pitcher
 Bats: Left
 Throws: Left
 Hometown: Gulf Breeze, FL
 High School: Gulf Breeze

Last Season

ERA - 5.25	SV - 0	ER - 14	3B - 1
W-L - 1-2	IP - 24.0	BB - 24	HR - 0
APP - 12	H - 24	SO - 16	AB - 85
GS/CG - 5/0	R - 19	2B - 3	Avg. - .282




8 Darrin Gilcrease

6'0" - 185
 Junior - Pitcher
 Bats: Right
 Throws: Right
 Hometown: New Orleans, LA
 High School: Brother Martin

Last Season

ERA - 6.75	SV - 0	ER - 24	3B - 1
W-L - 2-0	IP - 32.0	BB - 30	HR - 2
APP - 12	H - 47	SO - 25	AB - 133
GS/CG - 4/0	R - 33	2B - 8	Avg. - .353



10 Justin Givhan

6'4" - 190
 Senior - Pitcher
 Bats: Right
 Throws: Right
 Hometown: Theodore, AL
 High School: Theodore

Last Season

ERA - 5.85	SV - 0	ER - 26	3B - 1
W-L - 1-4	IP - 40.0	BB - 23	HR - 4
APP - 10	H - 56	SO - 26	AB - 157
GS/CG - 7/1	R - 39	2B - 13	Avg. - .357



17 Justin Guntli

5'10" - 185
 Sophomore - Pitcher
 Bats: Right
 Throws: Right
 Hometown: St. Louis, MO
 High School: Bishop DuBourg

Last Season

ERA - 4.26	SV - 0	ER - 6	3B - 0
W-L - 0-1	IP - 12.2	BB - 8	HR - 1
APP - 8	H - 14	SO - 10	AB - 50
GS/CG - 0/0	R - 11	2B - 2	Avg. - .280

MEET THE BADGERS



26 Jeremy Koen

5'11" - 195
 Sophomore - Catcher
 Bats: Right
 Throws: Right
 Hometown: Mobile, AL
 High School: Baker

Last Season


Avg. - .217	H - 28	RBI - 17	SO - 31
GP/GS - 45/41	2B - 6	SLG% - .264	OB% - .244
AB - 129	3B - 0	BB - 4	FLD% - .973
R - 6	HR - 0	HBP - 1	

11 Jake Ledkins

6'1" - 185
 Senior - Pitcher
 Bats: Right
 Throws: Right
 Hometown: Excel, AL
 High School: Excel

Last Season

ERA - 4.72	SV - 4	ER - 18	3B - 1
W-L - 2-3	IP - 34.1	BB - 17	HR - 3
APP - 16	H - 37	SO - 26	AB - 134
GS/CG - 3/0	R - 21	2B - 8	Avg. - .276



3 Evan Lee

6'1" - 2.5
 Junior - Outfielder
 Bats: Right
 Throws: Right
 Hometown: Mobile, AL
 High School: Baker

Last Season



Avg. - .380	H - 65	RBI - 25	SO - 21
GP/GS - 46/46	2B - 10	SLG% - .491	OB% - .399
AB - 171	3B - 0	BB - 5	FLD% - .969
R - 29	HR - 3	HBP - 1	

21 Tim McIlvaine

6'2" - 200
 Senior - Catcher
 Bats: Left
 Throws: Right
 Hometown: East Chester, NY
 High School: Fordham Prep

Last Season

Avg. - .263	H - 5	RBI - 5	SO - 8
GP/GS - 9/5	2B - 1	SLG% - .474	OB% - .333
AB - 19	3B - 0	BB - 2	FLD% - .971
R - 1	HR - 1	HBP - 0	



9 Josh Mosner

6'0" - 200
 Senior - Catcher
 Bats: Right
 Throws: Right
 Hometown: Mobile, AL
 High School: B.C. Rain

Last Season



Avg. - .183	H - 11	RBI - 2	SO - 8
GP/GS - 20/18	2B - 3	SLG% - .233	OB% - .222
AB - 60	3B - 0	BB - 0	FLD% - .990
R - 3	HR - 0	HBP - 3	

34 Aaron Nelson

5'11" - 180
 Sophomore - Outfield
 Bats: Right
 Throws: Right
 Hometown: North Palm Beach, FL
 High School: The Benjamin School

Last Season

Did Not Play



2 Jason Outlaw

6'1" - 160
 Junior - Infielder
 Bats: Right
 Throws: Left
 Hometown: Eight Mile, AL
 High School: Vigor

Last Season


Avg. - .197	H - 15	RBI - 7	SO - 1
GP/GS - 33/23	2B - 2	SLG% - .224	OB% - .205
AB - 76	3B - 0	BB - 0	FLD% - .947
R - 11	HR - 0	HBP - 1	

23 Dan Padron

5'10" - 175
 Senior Pitcher
 Bats: Right
 Throws: Right
 Hometown: Miami, FL
 High School: Belen Jesuit

Last Season

ERA - 3.71	SV - 0	ER - 35	3B - 2
W-L - 5-6	IP - 85.0	BB - 35	HR - 1
APP - 15	H - 84	SO - 57	AB - 323
GS/CG - 14/6	R - 48	2B - 14	Avg. - .260




MEET THE BADGERS



20 Matt Parker
 5'10" - 190
 Sophomore - Outfielder
 Bats: Right
 Throws: Right
 Hometown: Baton Rouge, LA
 High School: University

Last Season

Avg. - .266	H - 34	RBI - 11	SO - 18
GP/GS - 43/40	2B - 1	SLG% - .312	OB% - .352
AB - 128	3B - 1	BB - 13	FLD% - .900
R - 17	HR - 1	HBP - 4	



24 Matt Rozzelle
 5'10" - 170
 Sophomore - Outfielder
 Bats: Switch
 Throws: Right
 Hometown: Houston, TX
 High School: St. Thomas

Last Season


Avg. - .212	H - 18	RBI - 4	SO - 9
GP/GS - 36/27	2B - 1	SLG% - .224	OB% - .333
AB - 85	3B - 0	BB - 15	FLD% - .974
R - 20	HR - 0	HBP - 1	



14 Matt Scott
 6'3" - 200
 Senior - Pitcher
 Bats: Right
 Throws: Right
 Hometown: Saucier, MS
 High School: D'Iberville

Last Season


ERA - 4.43	SV - 1	ER - 33	3B - 1
W-L - 4-4	IP - 67.0	BB - 16	HR - 2
APP - 16	H - 94	SO - 30	AB - 278
GS/CG - 9/4	R - 42	2B - 13	Avg. - .338



22 Banks Walker
 6'0" - 210
 Junior - Infielder/Catcher
 Bats: Right
 Throws: Right
 Hometown: Spanish Fort, AL
 High School: Daphne


Last Season

Avg. - .250	H - 7	RBI - 6	SO - 5
GP/GS - 11/10	2B - 3	SLG% - .357	OB% - .276
AB - 28	3B - 0	BB - 1	FLD% - 1.000
R - 6	HR - 0	HBP - 0	




29 Jarrod Cain
 6'4" - 230
 Freshman - Infielder
 Bats: Right
 Throws: Right
 Hometown: Satsuma, AL
 High School: Satsuma

"Has great potential to be a big hitter for SHC. Will play some first base for us this year."




4 Mike Cassidy
 5'11" - 180
 Freshman - Catcher
 Bats: Right
 Throws: Right
 Hometown: Alexandria, VA
 High School: Bishop Ireton

"Mike will redshirt this season due to a shoulder injury."



12 Ben Collins
 5'11" - 170
 Freshman - Infielder
 Bats: Right
 Throws: Right
 Hometown: Dallas, TX
 High School: Jesuit


"Has a chance to play a lot this year after a very good fall season."



36 Patrick Connelly
 5'11" - 160
 Freshman - Infielder
 Bats: Right
 Throws: Right
 Hometown: Houston, TX
 High School: Strake Jesuit

"A transfer from St. Edward's College, Patrick plays several differnt positions."

MEET THE BADGERS



15 Tom Connors

6'0" - 175
 Freshman - Infielder
 Bats: Left
 Throws: Right
 Hometown: Chicago, IL
 High School: St. Rita's


"Will see playing time as a freshman. Tom is a solid fielder and is a solid left-handed hitter."



28 Ty Hathorn

6'1" - 190
 Freshman - Outfielder
 Bats: Right
 Throws: Right
 Hometown: Bassfield, MS
 High School: Prentiss Christian

"Redshirted last season, Ty has gained strength and could help the Badgers this year in the outfield."



16 Jason Larkin

5'10" - 165
 Freshman - Pitcher
 Bats: Right
 Throws: Right
 Hometown: Dallas, TX
 High School: Jesuit


"Jason is a very smart pitcher who has good command of all his pitches."



1 Josh Padgett

6'0" - 175
 Freshman - Outfielder
 Bats: Right
 Throws: Right
 Hometown: Satsuma, AL
 High School: Satsuma


"Josh is a transfer from Jefferson Davis JC. He will see action in the outfield this season."



33 Kelly Payne

6'3" - 165
 Sophomore - Pitcher
 Bats: Right
 Throws: Right
 Hometown: Houston, TX
 High School: St. Thomas


"Kelly is a pitcher with great potential. He should contribute to the team right away. He is a transfer from St. Edward's College."



31 John Robinson

5'10" - 190
 Sophomore - Outfielder
 Bats: Right
 Throws: Right
 Hometown: Pensacola, FL
 High School: Washington


"Coming off a redshirt year, John's arm is almost 100%. As the season goes on, he will see playing time in the outfield."



13 Casey Seraphin

6'0" - 170
 Freshman - Outfielder
 Bats: Right
 Throws: Right
 Hometown: Dallas, TX
 High School: Jesuit

"Casey was a pleasant surprise this fall. If he keeps working hard, he will have a very successful freshman year."



6 Drew Sims

5'11" - 160
 Freshman - Infielder
 Bats: Switch
 Throws: Right
 Hometown: Mobile, AL
 High School: St. Paul's Episcopal

"Coming off a great high school year, Drew has a great shot at stepping into play second base this spring."

2003 SEASON REVIEW

2003 RESULTS

Date	Opponent	Score(s)	Record	Date	Opponent	Score(s)	Record
2/1	vs Lambuth	L,5-7(8)	0-1	3/18	Auburn-Montgomery	L,7-10	13-20
2/2	vs North Georgia	L,2-8	0-2	3/21	vs Grandview	L,1-3; W,3-2	14-21
2/2	vs Faulkner	L,3-13	0-3	3/22	vs Dana	W,1-0 (forfeit)	15-21
2/4	Faulkner	L,10-13; W,5-3	1-4	3/22	vs. Carthage	L,2-3	15-22
2/8	Mobile **	L,0-2; W,6-0	2-5	3/24	Union	W,7-1	16-22
2/9	Mobile **	L,2-16(7)	2-6	3/28	William Carey **	L,0-10(8)	16-23
2/11	West Florida	L,4-10	2-7	3/29	William Carey **	L,3-5; W,1-0	17-24
2/14	at William Carey **	L,3-7	2-8				
2/15	at William Carey **	L,1-7; W,3-0	3-9	4/1	at West Florida	L,0-1	17-25
2/18	at Auburn-Montgomery	W,6-5	4-9	4/4	at LSU-Shreveport **	W,9-7	18-25
2/22	LSU-Shreveport **	L,0-10(5); L,4-5	4-11	4/5	at LSU-Shreveport **	L,1-4; L,4-9	18-27
2/23	LSU-Shreveport **	L,2-10	4-12	4/12	Thomas	L,0-1	18-28
2/25	Concordia	W,1-0; W,8-0	6-12	4/13	Thomas	L,10-13(10)	18-29
2/28	at Mobile **	L,1-11(7)	6-13	4/14	at Concordia	W,7-0; W,5-3(8)	20-29
				4/18	Loyola **	L,3-5	20-30
3/1	vs Mobile **	L,4-5; W,2-1(8)	7-14	4/19	Loyola **	L,1-5; L,3-5	20-32
3/5	vs Urbana	W,8-6(7)	8-14	4/22	Montevallo	L,5-7(8); L11-16	20-34
3/5	vs Charleston	W,12-5(6)	9-14	4/25	at Belhaven **	L,7-14	20-35
3/5	vs John Carroll	L,8-12(7)	9-15	4/26	at Belhaven **	W,3-2; L,1-4	21-36
3/7	at Loyola **	L,9-10	9-16				
3/8	at Loyola **	W,7-6; W,7-2	11-16	Gulf Coast Athlelect Conference Tournament			
3/11	McKendree	W,8-7; L,5-6	12-17	4/30	vs William Carey	L,5-4	21-37
3/14	Belhaven **	L,4-6	12-18	5/1	vs LSU-Shreveport	L,8-9	21-38
3/15	Belhaven **	L,6-16(6); W,2-0	13-19				

** = Gulf Coast Athletic Conference Game

2004 Overall Season Statistics

Record: 21-38 Home: 8-20 Away: 8-9 Neutral: 5-9 Conference: 9-21

Player	AVG	GP-GS	AB	R	H	2B	3B	HR	RBI	TB	SLG%	BB	HBP	SO	GDP	OB%	SF	SH	SB-ATT	PO	A	E	FLD%
Coleman, Josh	.412	46-41	136	32	56	15	0	9	43	98	.721	12	4	21	1	.468	2	0	2-4	169	11	2	.989
Lee, Evan	.380	46-46	171	29	65	10	0	3	25	84	.491	5	1	21	2	.399	1	1	4-4	91	2	3	.969
Quatrino, Dan	.341	59-59	185	44	63	16	1	4	24	93	.503	36	4	29	3	.456	1	1	6-7	194	17	6	.972
Fox, Rawley	.311	59-59	196	29	61	16	0	7	41	98	.500	12	3	45	7	.352	5	3	5-6	75	112	21	.899
Allenbach, Grant	.268	52-52	157	13	42	7	0	1	20	52	.331	13	2	20	2	.329	1	3	0-2	36	109	14	.912
Parker, Matt	.266	43-40	128	17	34	1	1	1	11	40	.312	13	4	18	3	.352	0	1	5-6	26	1	3	.900
Mcllvaine, Tim	.263	9-5	19	1	5	1	0	1	5	9	.474	2	0	8	0	.333	0	0	0-0	30	3	1	.971
Walker, Banks	.250	11-10	28	6	7	3	0	0	6	10	.357	1	0	5	0	.276	0	0	0-0	0	1	0	1.000
Eldridge, Al	.241	16-7	29	2	7	2	0	0	4	9	.310	1	1	6	0	.281	1	2	0-0	7	1	2	.800
Kerns, Tyler	.239	52-49	155	22	37	6	0	1	10	46	.297	15	1	24	2	.308	1	2	1-1	95	9	2	.981
Koen, Jeremy	.217	45-41	129	6	28	6	0	0	17	34	.264	4	1	31	2	.244	1	2	1-1	201	50	7	.973
Jones, Matt	.213	25-18	47	5	10	0	0	0	3	10	.213	2	1	4	1	.260	0	1	1-1	37	30	4	.944
Rozelle, Matt	.212	36-27	85	20	18	1	0	0	4	19	.224	15	1	9	2	.333	1	0	7-9	37	1	1	.974
Outlaw, Jason	.197	33-23	76	11	15	2	0	0	7	17	.224	0	1	11	1	.205	1	0	1-2	42	48	5	.947
Nassar, Namatala	.197	30-24	66	10	13	2	1	0	3	17	.258	8	0	22	0	.284	0	1	0-0	63	28	10	.901
Mosner, Josh	.183	20-18	60	3	11	3	0	0	2	14	.233	0	3	8	3	.222	0	0	0-0	86	13	1	.990
Burkett, Josh	.179	20-11	39	2	7	1	0	0	6	8	.205	7	0	12	1	.304	0	0	0-1	54	4	3	.951
Schneider, Nathan	.000	4-2	8	0	0	0	0	0	1	0	.000	0	0	1	0	.000	0	0	0-0	5	6	3	.786
Padron, Dan	.000	17-14	0	1	0	0	0	0	0	0	.000	0	0	0	0	.000	0	0	0-0	8	14	2	.917
Totals.....	.279	59-59	1715	254	479	92	3	27	232	658	.384	146	27	295	30	.343	15	17	33-44	1277	529	94	.951
Opponents.....	.315	59-59	1725	353	543	102	14	25	321	748	.434	217	59	310	30	.403	31	30	96-136	1291	568	67	.965

LOB - Team (375), Opp (432). DPs turned - Team (32), Opp (33). IBB - Team (3), Quatrino 2, Allenbach 1, Opp (2). Picked off - Fox 6, Parker 2, Lee 1, Koen 1.

Player	ERA	W-L	APP	GS	CG	SHO/CBO	SV	IP	H	R	ER	BB	SO	2B	3B	HR	AB	B/Avg	WP	HBP	BK	SFA	SHA
Padron, Dan	3.71	5-6	15	14	6	3/1	0	85.0	84	48	35	35	57	14	2	1	323	.260	9	11	0	2	6
Guntli, Justin	4.26	0-1	8	0	0	0/0	0	12.2	14	11	6	8	10	2	0	1	50	.280	2	6	0	1	1
Scott, Matt	4.43	4-4	16	9	4	2/0	1	67.0	94	42	33	16	30	13	1	2	278	.338	2	7	0	4	5
Ledkins, Jake	4.72	2-3	16	3	0	0/1	4	34.1	37	21	18	17	26	8	1	3	134	.276	1	4	0	4	1
Barras, Aaron	5.18	3-10	16	13	5	1/0	0	73.0	86	61	42	31	72	22	4	4	301	.286	9	8	1	5	6
Crooke, Drew	5.25	1-2	12	5	0	0/0	0	24.0	24	19	14	24	16	3	1	0	85	.282	2	3	0	2	1
Givhan, Justin	5.85	1-4	10	7	1	1/0	0	40.0	56	39	26	23	26	13	1	4	157	.357	6	4	0	3	5
Gilcrease, Darrin	6.75	2-0	12	4	0	0/0	0	32.0	47	33	24	30	25	8	1	2	133	.353	11	8	0	2	1
Koen, Jeremy	8.53	0-1	5	0	0	0/0	1	6.1	9	8	6	4	9	1	0	0	30	.300	0	0	0	0	0
Bonner, John	9.82	2-5	12	3	0	0/0	0	33.0	63	42	36	18	26	13	3	3	153	.412	2	3	1	4	3
Coleman, Josh	10.24	0-0	5	1	0	0/0	0	9.2	16	12	11	4	7	4	0	3	41	.390	2	2	0	3	0
Quina, Colin	10.38	0-2	7	0	0	0/0	0	8.2	13	17	10	7	6	1	0	2	40	.325	0	3	0	1	1
Totals.....	5.52	20-38	59	59	16	8/1	6	425.2	543	353	261	217	310	102	14	25	1725	.315	46	59	2	31	30
Opponents.....	4.75	38-20	59	59	30	5/1	9	430.1	479	254	227	146	295	92	3	27	1715	.279	33	27	2	15	17

PB - Team (16), Koen 13, Mcllvaine 3, Opp (15). Pickoffs - Team (11), Koen 4, Padron 2, Ledkins 2, Barras 1, Crooke 1, Mosner 1, Opp (8). SBA/ATT - Koen (62-90), Mosner (29-36), Padron (21-27), Barras (23-27), Scott (16-21), Gilcrease (9-16), Givhan (10-15), Ledkins (8-13), Mcllvaine (5-7), Crooke (3-6), Bonner (3-6), Guntli (1-2), Coleman (1-2), Quina (1-1).

BADGERS RECORDS

Team Records

Hitting

Avg.(1000+ AB)	.336	1992
Runs Scored	391	2001
At Bats	1888	2001
Hits	553	2001
Doubles	104	2001
Triples	17	1993
Home Runs	54	2001
Runs Batted In	362	2001
Walks	274	1990
Hit by Pitch	54	1999
Strikeouts	334	2001
Sacrifices	60	1996
Stolen Bases	118	1988

Fielding

Putouts	1430	2001
Assists	571	2001
Errors	115	1999
Fielding Pct.	.977	1993

Pitching

ERA	2.55	1993
Games	65	2001
Wins	40	1992
Winning Pct.	.727	1992
Losses	38	2003
Saves	9	1995
Inn. Pitched	476.2	2001
Fewest Hits	282	1993
Fewest Runs	139	1993
Fewest ER	101	1993
Fewest Walks	122	1993
Most Strikeouts	418	2000
Low. Opp. Avg.	.215	1993

Individual Season Records

Hitting

Games Played	65	Adam D'Anella, 2001
Avg. (100+ AB)	.482	Kevin Grimes, 1992
At Bats	226	Adam D'Anella, 2001
Runs Scored	54	Gary Andrews, 1986
Hits	79	Dan Quatrino, 2002
Doubles	22	Dan Quatrino, 2002
Triples	5	Jeff Burg, 1993
Home Runs	17	Billy Bonner, 2002
Runs Batted In	53	Jeff Burg, 1993
Total Bases	134	Billy Bonner, 2002
Walks	51	Brent Armstrong, 1990
Hit by Pitch	14	Al Gonzales, 2001
Strikeouts	47	Glen Estopinal, 1988
Sacrifices	11	Jason Kuehl, 1996
Stolen Bases	42	Chad Cedotal, 1995
		Glen Estopinal, 1988

Fielding

Putouts	413	Kevin Kelsey, 2001
Assists	166	Jason Downey, 1999
Errors	27	Mark Mirc, 1985
Pct. (>200 PO)	1.000	Pat Barry, 1993

Pitching

ERA (<60 IP)	1.81	Blake Stein, 1993
Wins	12	Blake Stein, 1993
Losses	10	Several Players
Saves	7	Joe Stutz, 1989
Appearances	22	Eric Busby, 1996
Games Started	18	Stephen Quina
Complete Gms.	15	Paul Chiasson, 1990
Innings Pitched	119.1	Blake Stein, 1993
Hits	118	Steven Quina
Runs Allowed	81	Brennt Pourciau, 1999
Earned Runs	64	Tim Garraway, 1986
Strikeouts	128	Blake Stein, 1993
Shutouts	4	Chris DeMouy
Batters Faced	478	Stephen Quina
Hit Batters	15	Kevin Ollis
Opp. Bat. Avg.	.176	John Wein

Individual Career Records

Hitting

Games Played	209	Tim Hilpert, 1995-98
Avg. (250+ AB)	.362	Darwin Murph, 1985-86
At Bats	731	Tim Hilpert, 1995-98
Runs Scored	159	Jason Kuehl, 1997-2000
Hits	255	Tim Hilpert, 1995-98
Doubles	48	Tim Hilpert, 1995-98
Triples	7	Several Players
Home Runs	26	Vic Altamirano, 1985-88
Runs Batted In	140	Jef Burg, 1991-94
Total Bases	333	Tim Hilpert, 1995-98
Walks	102	David Weems, 1992-95
Hit by Pitch	31	Shea Grandquest, 1994-97
Strikeouts	112	Mark Fincher, 1986-89
Sacrifices	23	Chad Cedotal, 1993-95
Stolen Bases	95	Glen Estopinal

Fielding

Putouts	755	Bo Gunn, 1997-2000
Assists	449	Tim Hilpert, 1995-98
Errors	55	Win Stuardi, 1987-1990
Fielding Pct.	.957	David Weems, 1992-95

Pitching

ERA (<180 IP)	3.07	Blake Stein, 1992-94
Wins	26	Blake Stein, 1992-94
		Joe Stutz, 1989-92
Losses	22	Robert Moore, 1986-89
Saves	7	Joe Stutz, 1989-92
Appearances	64	Eric Busby, 1996-2000
Games Started	46	Stephen Quina, 1993-96
Complete Gms.	22	Blake Stein, 1992-94
Innings Pitched	322.1	Joe Stutz, 1989-92
Hits	335	Robert Moore, 1986-89
Runs Allowed	233	Robert Moore, 1986-89
Earned Runs	177	Robert Moore, 1986-89
Strikeouts	302	Blake Stein, 1992-94
Walks	136	Robert Moore, 1986-89
Batters Faced	1377	Robert Moore, 1986-89
Wild Pitches	29	Eric Busby, 1996-2000
Opp. Bat. Avg.		
(>800 BF)	.210	Blake Stein, 1992-94

Individual Game Records

Hitting

Runs Scored	4	Several Players
At Bats	7	Adam D'Anella, vs. Loyola, 4/2/99
		Al Gonzales, vs. Loyola, 4/2/99
Hits	5	John Covelli, vs. John Carroll
Doubles	4	Tim Hilpert, vs. Huntingdon, 4/30/97
		Glen Estopinal, vs. Belhaven, 4/15/88
Homeruns	3	Darwin Murph, vs. Huntingdon, 4/7/88
		Billy Bonner, vs. AUM, 2/9/02
Runs Batted In	7	Several Players
Walks	4	Several Players
Strikeouts	4	Several Players
Stolen Bases	7	Glen Estopinal, vs. Rhodes, 3/1/88
		(NATIONAL RECORD)

Fielding

Putouts	17	Bo Gunn, vs. Loyola, 4/2/99
Assists	9	Larry Horning, vs. Kalamazoo, 3/22/78
Errors	5	Tom Zirlott, vs. Rio Grande, 3/24/99
		Win Stuardi, vs. William Carey, 3/14/87

Pitching

Inn. Pitched	10.1	Michael Brabner, vs. Huntingdon, 4/30/97
Hits	20	Gary Gamble, vs. Birm.-Southern
Runs	16	Gary Gamble, vs. South Alabama, 4/20/77
Earned Runs	12	Gary Gamble, vs. South Alabama, 4/20/77
SO (7 inn)	12	Stephen Quina, vs. William Carey, 4/13/96
SO (9 inn)	13	Joe Stutz, vs. Nebraska Wesleyan, 4/3/91
SO (9+ inn)	17	Blake Stein, vs. William Carey, 4/20/94

CONFERENCE / SHC INFORMATION



The GCAC


The GCAC first made its appearance in 1981, with Belhaven, College of Jackson, Dillard, Xavier, Louisiana College, Spring Hill, Tougaloo, and William Carey as charter members. Since then, College of Jackson and Louisiana College have left,

while Talladega College has come and gone. Also, Mobile joined in 1985, SUNO in 1995, and LSU-Shreveport in 2000. The GCAC then and now brought together schools with similar standards -- private four-year schools, in the Gulf Coast region, who play in the NAIA.

The GCAC holds conference championships in the sports of women's soccer, men's and women's cross-country, volleyball, men's and women's basketball, men's and women's tennis, and men's golf.

Current Members

Belhaven College	Jackson, MS
Dillard University	New Orleans, LA
Loyola University	New Orleans, LA
LSU-Shreveport	Shreveport, LA
University of Mobile	Mobile, AL
Southern University	New Orleans, LA
Spring Hill College	Mobile, AL
Tougaloo College	Jackson, MS
William Carey College	Hattiesburg, MS
Xavier University	New Orleans, LA



The NAIA

Throughout its history, the National Association of Intercollegiate Athletics (NAIA) has provided strong leadership for all aspects of intercollegiate sports. Since its intro-

duction of intercollegiate championship basketball in 1937, the NAIA has maintained the highest standards while administering first-rate athletics programs.

The NAIA awards student-athletes with awards for academic achievements, awarding juniors and seniors with a 3.5GPA or higher. They give All-American awards for those athletes who excel in competition. The NAIA also recognizes student-athletes, coaches, and schools through the Champions of Character program. The goal of the Champions of Character program is to promote the true spirit of competition through five tenets: respect, integrity, responsibility, servant leadership, and sportsmanship.

There are currently more than 300 schools and more than 47,000 student-athletes competing in one of 13 NAIA regions and 30 NAIA sport conferences. Hundreds of NAIA students are recognized annually as All-American Scholar-Athletes, and thousands more are honored on the conference level. There are 23 NAIA national championships held every year in 13 sports, as well as championships held at the regional, sectional, and conference levels.



This is Spring Hill College

The Spring Hill College community invites you to discover a special place called 'The Hill.' A Jesuit Catholic liberal arts college founded in 1830, Spring Hill is a close knit community where faculty prepare students for life - not just a career.

Because of the small classes, averaging 17 undergraduates per class, the students form close bonds - partnerships with each other as well as with Spring Hill's faculty and staff. The Spring Hill community takes the time and makes the effort to form caring, enduring relationships.

This concern for the individual person, what the Jesuits traditionally have called *cura personalis*, is a fundamental characteristic of the College community. This personalized care allows each student to develop individually while sharing in the ideals of the Spring Hill community.

Enrollment is about 1,400 undergraduates, 65% women, 18% minority, and 70% from out of state. The campus is located in the heart of Mobile, on 300-acres of greenery, including an 18-hole golf course. There are two 15-week semesters (fall and spring), two 2-week sessions following the spring, and one 6-week summer session. Spring Hill offers a wide variety of undergraduate degrees. They include programs in the areas

of: Business & Management; Communication, Fine & Performing Arts; Nursing; Languages & Literature; Philosophy & Theology; Interdivisional Studies; Social Sciences; Sciences; and Teacher Education.

Residence Halls

As a Spring Hill student, you are provided four-year guaranteed housing in one of nine campus residence halls or apartments. Ninety percent of freshmen and 70% of the total student body live on campus. Each hall has a study lounge, is fully air conditioned and equipped with a coin-operated laundry facility. Each hall has a Resident Assistant (RA) who is an upperclass student selected on the basis of his/her leadership ability and concern for fellow students. A hall director also resides in the hall and supervises the RAs and advises the Hall Council.

Club and Organizations

More than 50 clubs and organizations are available for student involvement outside of class and athletics. Fraternities, sororities, student government, campus ministry, service and social clubs, theatre clubs, student publications, and many other academic and honorary organizations add an important dimension to the complete Spring Hill experience.

Food Service

Aramark Dining Services provides meals in three campus locations. In the Dining Room, breakfast, lunch, and dinner are served on the weekdays, with brunch and dinner on the weekends. The Cloister offers quick meals on the go. The Golf Shop provides a menu of sandwiches, snacks, and beverages.



Better Ingredients.
Better Pizza.

At Papa John's Pizza,
**We're Badger
Fans!**

Call any of our Mobile area locations for
Free Delivery & Carryout

Springhill Area 342-1213 Downtown & Malls 476-1212
Tillman's Corner 660-8883 Cottage Hill Area 660-7500
Daphne 625-7272

**Rock
on**



1-800-309-8322

and fitness.

sports enhancement,

sports medicine,

physical rehabilitation,

Alabama's leader in



Encore

Member:
Mobile Convention and
Visitors Corporation
Chamber of Commerce
E-mail: charters@colonialtrailways.com

476 8687
800-233-1981
2521 HALTS MILL ROAD
MOBILE, ALABAMA
Since 1935



Member:
American Bus Association
Trailways Transportation System, Inc.
www.colonialtrailways.com

*Emergency Road Service Available Nationwide through
Our Trailways and Greyhound Affiliation.
Approved U.S. Military Personnel Carrier
Safety Trained - Professional Drivers*

Gulf Coast's Largest Fleet of Modern Climate Controlled Motor Coaches,
Complete Tour Arrangements Including Hotel Accommodations,
Sightseeing and Attractions

COLONIAL TRAILWAYS


CHARTER BUS AND TOUR SERVICES




2004 BADGER SOFTBALL

INFORMATION

Spring Hill College Athletic Facilities




Outlaw Recreation Pool
Outlaw Recreation Center




Outlaw Recreation Center Courts
Volleyball/Basketball

The Spring Hill College athletic teams enjoy some of the best facilities on the Gulf Coast. Each sport can host home games and matches on campus, including the soccer teams hosting night games and the golf teams with a golf course on campus. These modern facilities give the Badgers a home field advantage against some of the best schools in the nation.

Spring Hill Golf Course



Library Field
Soccer



Athletic Staff Contact Names, Numbers, and Email

Main Line 251-380-3485	Athletics Fax 251-460-2196	Director of Athletics & Recreation Doug Mosley 251-380-4461 dmosley@shc.edu
Asst. Director of Athletics & Recreation Lesley Kellison / 251-380-3487 lkellison@shc.edu	Baseball Frank Sims 251-380-3486 fsims@shc.edu	Soccer Wulf-Dieter Koch 251-380-3491 wkoch@shc.edu
Men's Basketball Robert Thompson 251-380-4460 rthompson@shc.edu	Women's Basketball Terry Fowler 251-380-3488 tfowler@shc.edu	Women's Golf Duke Ankiewicz 251-380-4659 dankie572@aol.com
Cross-Country Michelle Hoobler Cook 251-380-3485 mhoobler@shc.edu	Tennis Kelly Williamson 251-380-3490 kwilliamson@shc.edu	Volleyball Gretchen Speed 251-380-4475 gspeed@shc.edu
Sports Information Matt De Witt 251-380-4468 mdewitt@shc.edu	Athletic Trainer Mary Pozatek 251-380-3493 mkmanikowski@shc.edu	Administrative Assistant Kim Anderson 251-380-3485 kanderson@shc.edu

BADGERS RECORDS

Individual Season Records

Fielding	PO	A	# Low E	High E	# Fld%	# = at least 100 putouts	Pitching	W	L	ERA	SO	IP	Jennifer Cunningham	232.1	1999
Hitting	Gms.	58	1999	1999	1999	1999	1999	1999	1999	1999	1999	1999	Nicole Stewart	373	1998
Avg.	Courtney Rey	.425	2002	1998	1998	1999	1999	1999	1999	1999	1999	1999	Jennifer Cunningham	110	1998
AB	Amy Key	189	1998	1998	1998	1999	1999	1999	1999	1999	1999	1999	Kristin Kuhnkey	46	2002
Runs	Allison Sellers	38	2003	1998	1998	1999	1999	1999	1999	1999	1999	1999	Amy Key	22	2002
Hits	Amy Key	64	1998	1998	1998	1999	1999	1999	1999	1999	1999	1999	Kristen Kuhnkey	22	2002
Doubles	Monica Desliva	19	1999	1999	1999	1999	1999	1999	1999	1999	1999	1999	Valerie Ricketts	12	2003
Triples	Monica Desliva	5	2002	2003	2003	2003	2003	2003	2003	2003	2003	2003	Valerie Ricketts	32	2000
HR	Danielle DeLeon	10	2003	2003	2003	2003	2003	2003	2003	2003	2003	2003	Valerie Ricketts	3	2002
RBI	Danielle DeLeon	49	2003	2003	2003	2003	2003	2003	2003	2003	2003	2003	Valerie Ricketts	873	1999
BB	Danielle DeLeon	102	2003	2003	2003	2003	2003	2003	2003	2003	2003	2003	Valerie Ricketts	81	1998
SB	Courtney Rey	26	2002	2003	2003	2003	2003	2003	2003	2003	2003	2003	Valerie Ricketts	8	1999
Slug%	Danielle DeLeon	.638	2003	2003	2003	2003	2003	2003	2003	2003	2003	2003	Valerie Ricketts	.097	1999
* = at least 100 at bats															
i = at least 50 innings pitched															
% = at least 10 appearances															

Individual Career Records

Fielding	PO	A	# Low E	High E	# Fld%	# = at least 100 putouts	Pitching	W	L	ERA	SO	IP	Jennifer Cunningham	505.1	99-02
Hitting	Gms.	206	98-01	98-02	98-02	98-02	98-02	98-02	98-02	98-02	98-02	98-02	Nicole Stewart	698	98-99
Avg.	Courtney Rey	.360	00-02	00-03	00-03	00-03	00-03	00-03	00-03	00-03	00-03	00-03	Monica Desliva	364	99-02
AB	Allison Sellers	592	00-03	00-03	00-03	00-03	00-03	00-03	00-03	00-03	00-03	00-03	Stephanie Merritt	3	98-01
Runs	Allison Sellers	119	00-03	00-03	00-03	00-03	00-03	00-03	00-03	00-03	00-03	00-03	Monica Desliva	55	99-02
Hits	Allison Sellers	207	00-03	00-03	00-03	00-03	00-03	00-03	00-03	00-03	00-03	00-03	Stephanie Merritt	.993	98-01
Doubles	Monica Desliva	45	99-02	99-02	99-02	99-02	99-02	99-02	99-02	99-02	99-02	99-02	Stephanie Merritt	3	98-01
Triples	Monica Desliva	10	99-02	99-02	99-02	99-02	99-02	99-02	99-02	99-02	99-02	99-02	Stephanie Merritt	3	98-01
HR	Danielle DeLeon	10	03-03	03-03	03-03	03-03	03-03	03-03	03-03	03-03	03-03	03-03	Stephanie Merritt	3	98-01
RBI	Danielle DeLeon	122	99-02	99-02	99-02	99-02	99-02	99-02	99-02	99-02	99-02	99-02	Stephanie Merritt	364	99-02
BB	Monica Desliva	270	99-02	99-02	99-02	99-02	99-02	99-02	99-02	99-02	99-02	99-02	Stephanie Merritt	1.57	02-02
SB	Courtney Rey	44	98-01	98-01	98-01	98-01	98-01	98-01	98-01	98-01	98-01	98-01	Stephanie Merritt	1.57	02-02
Slug%	Danielle DeLeon	.638	03-03	03-03	03-03	03-03	03-03	03-03	03-03	03-03	03-03	03-03	Stephanie Merritt	1.57	02-02
* = at least 100 at bats															
i = at least 100 innings pitched															
% = at least 30 appearances															

Team Records

Fielding	PO	A	Slug%	SB	98 & 00	Pitching	W	L	ERA	SO	IP	Jennifer Cunningham	299	2003	
Hitting	Gms.	60	1998	2002	1998	1999	1999	1999	1999	1999	1999	1999	Nicole Stewart	373	1998
Avg.	AB	1534	1998	1998	1998	1998	1998	1998	1998	1998	1998	1998	Stephanie Merritt	0	1998
Runs	Runs	277	2003	2003	2003	2003	2003	2003	2003	2003	2003	2003	Stephanie Merritt	0	1998
Hits	Hits	459	2003	2003	2003	2003	2003	2003	2003	2003	2003	2003	Stephanie Merritt	27	1998
Doubles	Doubles	91	2003	2003	2003	2003	2003	2003	2003	2003	2003	2003	Stephanie Merritt	27	1998
Triples	Triples	22	2003	2003	2003	2003	2003	2003	2003	2003	2003	2003	Stephanie Merritt	27	1998
HR	HR	27	2003	2003	2003	2003	2003	2003	2003	2003	2003	2003	Stephanie Merritt	27	1998
RBI	RBI	263	2003	2003	2003	2003	2003	2003	2003	2003	2003	2003	Stephanie Merritt	27	1998
BB	BB	675	2003	2003	2003	2003	2003	2003	2003	2003	2003	2003	Stephanie Merritt	27	1998
SB	SB	118	2003	2003	2003	2003	2003	2003	2003	2003	2003	2003	Stephanie Merritt	27	1998
HBP	HBP	54	1999	1999	1999	1999	1999	1999	1999	1999	1999	1999	Stephanie Merritt	27	1998
Low SO	Low SO	147	2002	2002	2002	2002	2002	2002	2002	2002	2002	2002	Stephanie Merritt	27	1998
High SO	High SO	231	2003	2003	2003	2003	2003	2003	2003	2003	2003	2003	Stephanie Merritt	27	1998
* = at least 100 at bats															
i = at least 100 innings pitched															
% = at least 30 appearances															

MEET THE BADGERS

2003 RESULTS

Date	Opponent	Score(s)	Record	Date	Opponent	Score(s)	Record
2/15	Martin Methodist College	W,8-7; W,5-0	2-0	3/24	Union University	L,0-1; L,0-6	20-10
2/18	William Carey College	W,9-1(5); W,18-1(5)	4-0	3/25	William Woods University	W,11-4; W,8-1	22-10
2/28	at Univ. of Mobile	L,1-2; L,0-1	4-2	3/29	Belhaven College	W,3-2(8); W,4-0	24-10
3/4	at Georgia SW St. Univ.	W,8-7	5-2	4/1	Thomas University	L,0-1; W,1-0(9)	25-11
3/7	vs. Lindsey Wilson Coll.	W,8-0(6)	6-2	4/4	at Faulkner University	W,4-2; W,6-0	27-11
3/8	vs. Mckendree Coll.	W,3-1	8-2	4/6	at Thomas University	L,1-2; L,3-10(6)	27-13
3/8	vs. Thomas University	L,1-2	8-3	4/10	at William Carey College	W,9-0; W,14-1	29-13
3/9	vs. Ohio Dominican Univ.	W,5-3	9-3	4/12	University of Mobile	L,0-2; L,2-3	29-15
3/9	vs. Houston Baptist Univ.	L,1-10(5)	9-4	4/21	at Belhaven College	W,5-0; W,3-1	31-15
3/11	Ohio Dominican Univ.	W,1-0; W,8-4	11-4	4/25	vs. Thomas University	L,0-13	31-16
3/13	vs. Olivet Nazarene Univ.	W,5-2(8)	12-4	4/26	vs. William Carey College	W,10-2(5)	32-16
3/14	vs. Missouri Baptist Coll.	W,7-0	13-4	4/26	vs. Thomas University	L,1-5(16)	32-17
3/14	vs. Indiana Inst. of Tech.	W,9-0(6)	14-4	5/8	vs. Georgia SW St. Univ.	W,6-5	33-17
3/15	vs. Lee University	W,2-1	15-4	5/8	vs. Thomas University	L,6-8	33-18
3/15	vs. Olivet Nazarene Univ.	L,0-7	17-6	5/8	vs. N. Georgia C&S Univ.	W,3-1	34-18
3/20	vs. University of Mobile	L,1-2	17-7	5/9	vs. Faulkner University	L,6-7(10)	34-19
3/20	vs. Huntingdon College	W,11-0(5)	18-7	5/16	vs. Columbia College	L,0-3	34-20
3/21	vs. Grand View College	W,11-1(5)	20-7	5/17	vs. Athens State University	L,0-1	34-21
3/21	vs. Univ. of West Florida	L,3-6	20-8				

** = Gulf Coast Athletic Conference Game

2003 Overall Season Statistics


Player	AVG	GP	AB	R	H	2B	3B	HR	RBI	IB	SLG%	BB	HBP	SO	GDP	OB%	SF	SH	SB	ATT	PO	A	E	FLD%	
Sellers, Allison	.370	61	54-54	165	38	61	14	4	29	1	1	25	18	29	0	.456	2	10	12	12	66	5	2	.973	
DeLeon, Danielle	.350	55-55	160	34	56	14	1	10	49	1	10	49	10	62	637	.25	1	1	1	1	29	5	1	.971	
Jennifer, Delton	.333	55-55	180	30	60	15	4	2	34	89	494	25	10	7	36	0	.451	3	3	1	1	1	4	.979	
Wetlin, Jessica	.323	54-54	155	37	50	11	5	4	32	83	535	21	4	21	4	.414	1	1	1	6	11-11	17	4	.972	
McDaniel, McCall	.318	44-41	132	23	42	10	1	1	29	63	477	6	1	11	1	.386	0	0	0	197	14	6	6	.972	
Hurley, Renee	.306	54-54	160	29	49	8	5	2	24	73	456	11	3	22	0	.362	0	0	0	157	76	13	19	.947	
Quick, Lindsay	.297	55-54	172	26	51	13	0	5	25	79	459	8	1	27	1	.331	0	0	0	61	109	19	8	.899	
Ricketts, Valerie	.220	24-21	41	7	9	0	0	0	10	9	220	6	1	1	0	.333	0	0	0	1	0	0	0	1.000	
Perry, Alicia	.250	7-2	4	0	1	0	0	0	0	1	250	0	0	0	0	.250	0	0	0	158	55	5	2	.977	
Kelly, Dana	.280	55-54	150	31	42	3	1	1	10	18	47	313	11	5	12	0	.349	0	0	8	74	27	6	.875	
Rodriguez, Aracely	.288	23-22	59	7	17	1	1	1	0	8	47	313	11	5	12	0	.349	0	0	8	74	27	6	.875	
Perry, Alicia	.250	7-2	4	0	1	0	0	0	0	1	250	0	0	0	0	.250	0	0	0	158	55	5	2	.977	
Ricketts, Valerie	.220	24-21	41	7	9	0	0	0	10	9	220	6	1	1	0	.333	0	0	0	1	0	0	0	1.000	
Booth, Keiko	.200	6-1	5	1	1	0	0	0	0	1	200	0	0	0	0	.200	0	0	0	19	1	1	5	.800	
Dalgie, Amy	.191	34-27	89	12	17	2	0	0	0	7	19	213	4	2	9	0	.242	0	0	20	10	0	0	1.000	
Erickson, Amber	.158	13-5	19	2	3	0	0	0	0	1	158	2	0	1	0	.238	0	0	0	1122	458	88	56	.947	
Totals	.308	55-55	1491	277	459	91	22	27	263	675	453	118	26	231	1	.375	13	52	49	55	1122	458	88	56	.947
Opponents	.211	55-55	1416	146	299	42	6	1	124	356	251	116	26	256	1	.282	5	51	17	23	1090	456	56	56	.965

LOB - Team (363), Opp (349), DPs turned - Team (5), Opp (7), Picked off - Gird 1.


Player	ERA	W-L	APP	GS	CG	SHO	CBO	SV	IP	H	R	ER	BB	SO	2B	3B	HR	AB	B/Avg	WP	HBP	BK	SFA	SHA
Ricketts, Valerie	0.53	13-7	27	22	17	8/1	0	158.2	107	41	12	36	125	9	1	0	587	.182	7	9	0	0	2	18
Rodriguez, Aracely	1.69	10-7	22	19	12	4/1	0	120.1	102	56	29	41	75	11	4	0	456	.224	14	13	0	0	2	17
Perry, Alicia	1.80	5-4	19	12	3	1/0	1	62.1	54	31	16	34	42	16	0	0	238	.227	13	3	0	0	0	11
Erickson, Amber	2.10	6-3	12	2	0	0/2	1	33.1	36	18	10	5	14	6	1	1	135	.267	0	1	0	0	1	5
Totals	1.25	34-21	55	55	32	15/2	2	374.2	299	146	67	116	256	42	6	1	1416	.211	34	26	0	0	5	51
Opponents	4.66	21-34	55	55	43	8/1	1	362.1	457	277	241	118	231	91	22	27	1487	.307	20	51	2	2	13	52

PB - Team (24), WELTIN 15, GIRD 9, Opp (22), SBA/ATT - GIRD (11-14), RODRIGUEZ (7-11), WELTIN (6-9), RICKETTS (7-9), PERRY (3-3).

MEET THE BADGERS




1 Ashley Sirman
 5'3" - Freshman
 Second Base
 Bats: Left
 Throws: Right
 Hometown: Ragley, LA
 High School: South Beauregard




3 Aracely Rodriguez
 5'9" - Junior
 Pitcher
 Bats: Right
 Throws: Right
 Hometown: Miami, FL
 High School: Our Lady of Lourdes

Last Season
 ERA - 1.69
 W-L - 10-7
 IP - 120.1
 SV - 0
 BB - 41
 HR - 0
 AB - 456
 R - 56
 SO - 75
 GS/CG - 19/12
 ER - 29
 BB - 41
 Avg. - .224



9 Mandy Trepannier
 5'8" - Freshman
 Catcher
 Bats: Right
 Throws: Right
 Hometown: Ponchatoula, LA
 High School: Ponchatoula



32 Jessica Weltin
 5'6" - Junior
 Catcher/Outfielder
 Bats: Right
 Throws: Right
 Hometown: Crestview, FL
 High School: Crestview

Last Season
 H - 50
 RB - 32
 SO - 29
 OB% - .414
 FLD% - .972
 Avg. - .323
 GP/GS - 54/54
 ZB - 44
 SLG% - .535
 AB - 155
 BB - 21
 HR - 4
 HBP - 4
 R - 37




Julie Cashion
 Sophomore - Student Manager
 Hometown: Oklahoma City, OK
 High School: Putman City



Lyndsey Manalla
 Freshman - Student Manager
 Hometown: Kenner, LA
 High School: Archbishop Chapelle

MEET THE BADGERS




8 Jennifer Girod

5'6" - Senior
Catcher/Shortstop
Bats: Right
Throws: Right
Hometown: Theodore, AL
High School: Theodore

Last Season

Avg.	.333
GP/GS	- 55/55
AB	- 180
R	- 30
H	- 60
RBI	- 34
SLG%	- .494
OB%	- .386
FLD%	- .979
SO	- 24
HBP	- 6
BB	- 10
HR	- 2




2 Jessica Mancuso

5'8" - Freshman
Shortstop
Bats: Right
Throws: Right
Hometown: Mandeville, LA
High School: St. Scholastica Acad.

Last Season

Avg.	.280
GP/GS	- 55/54
AB	- 150
R	- 31
H	- 42
RBI	- 18
SLG%	- .313
OB%	- .349
FLD%	- .944
SO	- 12
HBP	- 5
BB	- 11
HR	- 0



6 Dana Kelly

5'4" - Sophomore
Second Base/Outfielder
Bats: Left
Throws: Right
Hometown: Deer Park, AL
High School: Citronelle


Last Season

ERA	- 1.80
W-L	- 5-4
APP	- 19
GS/CG	- 12/3
SV	- 1
ER	- 16
BB	- 34
IP	- 62.1
H	- 54
R	- 31
SO	- 42
AB	- 238
Avg.	- .227



33 Alicia Perry

5'5" - Senior
Pitcher
Bats: Right
Throws: Right
Hometown: Metairie, LA
High School: Dominican



31 Lindsay Quick


Last Season

Avg.	.297
GP/GS	- 55/54
AB	- 172
R	- 26
H	- 51
RBI	- 25
SLG%	- .459
OB%	- .331
FLD%	- .899
SO	- 27
HBP	- 1
BB	- 8
HR	- 5

5'6" - Sophomore
Third Base
Bats: Right
Throws: Right
Hometown: Mandeville, LA
High School: St. Scholastica Acad.

Last Season

ERA	- 0.53
W-L	- 13-7
APP	- 27
GS/CG	- 22/17
SV	- 0
ER	- 12
BB	- 36
IP	- 158.2
H	- 107
R	- 41
SO	- 125
AB	- 587
Avg.	- .182



4 Valerie Ricketts





5'9" - Junior
Pitcher
Bats: Right
Throws: Right
Hometown: St. Louis, MO
High School: Bishop Dubourg

2004 BADGER SOFTBALL ROSTER

#	Name	Pos.	Yr.	Ht.	B/T	HomeTown / Previous School
1	Ashley Sirman	2B	FR	5-3	L/R	Ragley, LA / South Beauregard HS
2	Jessica Mancuso	SS	FR	5-8	R/R	Mandeville, LA / St. Scholastica Academy
3	Aracely Rodriguez	P	JR	5-9	R/R	Miami, FL / Our Lady of Lourdes Academy
4	Valerie Ricketts	P	JR	5-9	R/R	St. Louis, MO / Bishop Dubourg HS
6	Dana Kelly	2B/OF	SO	5-4	L/R	Deer Park, AL / Citronelle HS
8	Jennifer Girod	C/SS	SR	5-6	R/R	Theodore, AL / Theodore HS
9	Mandy Trepangnier	C	FR	5-8	R/R	Ponchatoula, LA / Ponchatoula HS
11	Amy Daigle	OF	JR	5-6	R/R	Hoover, AL / Hoover HS
12	Brittany Cowen	OF	FR	5-5	R/R	Pride, LA / Central Private School
21	Danielle DeLeon	1B	SO	5-6	L/R	Miami, FL / Our Lady of Lourdes Academy
27	Keiko Booth	INF	JR	5-3	R/R	Vicksburg, MS / St. Aloysius HS
31	Lindsay Quick	3B	SO	5-6	R/R	Mandeville, LA / St. Scholastica Academy
32	Jessica Weitin	C/OF	JR	5-6	R/R	Crestview, FL / Crestview HS
33	Alicia Perry	P	SR	5-5	R/R	Metairie, LA / Dominican HS

Head Coach: Coby Mackin (University of Mobile, 1995), 7th Season
Assistant Coach: Alison Sellers (Spring Hill College, 2003), 1st Season

MEET THE BADGERS

 27 Keiko Booth 5'3" - Junior Infielder Bats: Right Throws: Right HomeTown: Vicksburg, MS High School: St. Aloysius	 11 Amy Daigle 5'6" - Junior Outfielder Bats: Right Throws: Right HomeTown: Hoover, AL High School: Hoover
 21 Danielle DeLeon 5'6" - Sophomore First Base Bats: Left Throws: Right HomeTown: Miami, FL High School: Our Lady of Lourdes	 12 Brittany Cowen 5'5" - Freshman Outfielder Bats: Right Throws: Right HomeTown: Pride, LA High School: Central Private School

Last Season

Avg. - .200	H - 1	RBI - 0	SO - 0
GP/GS - 6/1	2B - 0	SLG% - .200	OB% - .333
AB - 5	3B - 0	BB - 0	FLD% - 1.000
R - 1	HR - 0	HBP - 1	

Last Season

Avg. - .191	H - 17	RBI - 7	SO - 9
GP/GS - 34/27	2B - 2	SLG% - .213	OB% - .242
AB - 89	3B - 0	BB - 4	FLD% - .800
R - 12	HR - 0	HBP - 2	

Last Season

Avg. - .350	H - 56	RBI - 49	SO - 36
GP/GS - 55/55	2B - 14	SLG% - .637	OB% - .451
AB - 160	3B - 1	BB - 25	FLD% - .971
R - 34	HR - 10	HBP - 7	

2004 SEASON PREVIEW

"Run in such a way as to win the prize" has always been the motto of SHC softball, spurring the program to reach 200 wins and a third trip to the national championship last year in its sixth season.

"We talk a lot about staying focused on things we can control, and trusting our preparation and experience when the pressure is on," said head coach Coby Mackin. "Last year we worked hard and had a lot of talent but our inexperienced caught up to us. We did some good things; we reached our 200th win, won some awards, set some records, but we did not perform to our potential when we had the chance."

"The team learned the hard way that they will not live their dreams unless they trust themselves and their preparation," Mackin said. "This year we have a solid core of sophomores and juniors back, led by two senior captains Jennifer Girod and Alicia Perry. Our freshmen understand the game and I think they know how to stay within themselves to contribute. This is a very athletic team and they work hard for each other. So, I like our chances if we keep our focus on the things we can control."

Nine starters, including two All-Americans and four all-region players, return from last year's team, which set nine offensive team records. "This year we return starters in seven defensive positions, and almost our entire pitching staff. They are mature and have specific individual and team goals," Mackin said. The team goal is to represent the NAIA Region XIII at the national championship and compete for the national title.

Leading the offense power is sophomore All-American Danielle DeLeon, who broke the school's single season records for home runs, RBI, slugging percentage and walks last year as a freshman. "Dani is just so strong," Mackin said. "She really makes it hurt when



pitchers make a mistake against her, which is why she was put on base so often last year."

Hitting behind her is another powerful hitter, fellow sophomore Lindsay Quick. "We keep Lindsay behind Dani in hopes that they both get a chance to swing the stick," said Mackin. "The two combined for over half of the team's homers last year (27) and are a great four-five combo."

They are sandwiched in the lineup between two all-region catchers: junior Jessica Weltin and Girod. "Both not only hit with power, they are extremely quick which makes them very

versatile. They keep the defense guessing and create offensive opportunities for us," Mackin said. They will use their versatility on defense to contribute in both the infield and outfield when not behind the plate.

Newcomer Brittany Cowen has the job of filling graduated All-American outfielder and now assistant coach Allison Sellers' shoes. "She moves to the ball extremely well and has a great arm," Mackin said. "She is a very good quarter-back for our outfield." Junior Amy Daigle will join Cowen on the right side. "Daigle has started since her freshman year. She sets the tone for our outfield as one of the hardest workers on the team," Mackin said. Leftfield will be split between Weltin and Dana Kelly, who also plays second base.

The middle infield is comprised of Girod and Kelly, along with junior

Keiko Booth and freshmen Jessica Mancuso and Ashley Sirman. The pitching staff has always been one of the Lady Badgers strengths, and this year is no exception. Perry, All-American Valerie Ricketts, and NFCA all-region Aracely Rodriguez, will each contribute on the mound. "They all have different strengths and styles, which gives me a lot of options," Mackin said. "All three are as tough as nails and when they are on I feel great about putting any one of them on the mound against the best hitters we face."

In keeping with her style, Coach Mackin has compiled the toughest schedule she could to prepare her team for post-season.

"You see teams all the time with great records but they never get challenged. Then they get to post-season and are not ready. I want to be challenged. I want my team to play the top teams consistently throughout the season, then they know exactly what they have to do to win at the end."

This year the Lady Badgers will face 16 teams during the regular season who were listed on the 2004 NAIA Top-25 preseason poll. They will face at least one ranked opponent every week of the season.

A highlight on the schedule is the 2004 Gulf Coast Invitational hosted by Spring Hill College and University of Mobile on March 5-7 in Orange Beach, Ala. Designed to follow the pattern of the NFCA Leadoff Classic, 16 teams accepted invitations, which were based on the Top 25 rating and national championship participants.

"The tournament will be a great chance to see what everyone has early on. Of course, teams will look different when post-season comes around two months later, but it is a great way to start a great season," Mackin said.



Assistant Coach Alison Sellers

Alison Sellers begins her first year as assistant coach after a spectacular career at Spring Hill College. The four-year starter holds the SHC career records for hits, runs, stolen bases and at-bats. Last year the four-time all-region player became an NAIA All-American and led her team to its second-straight national championship appearance. The two-time NAIA all-America scholar athlete was named Spring Hill College female athlete of the year as a senior. Sellers received her degree in elementary education, and is currently working on her master's of education degree at Spring Hill. She is a native of Satsuma, Ala.

HEAD COACH COBY MACKIN



Head coach Coby Mackin begins her seventh season at the helm of the Lady Badgers softball program. After a two-year stint as director of athletics and recreation/head softball coach for Spring Hill College, Mackin has resigned her director position to focus on her passion, coaching softball. "These last two years my priorities have been in conflict with one another. The college asked me to fill a position that really demanded a lot of my attention, but my heart was with my team. I decided at the end of last season that it was time for me to narrow my focus again." She enters the season with the goal of returning to the NAIA national championship for the third-straight season.

In six years, Mackin has accumulated an overall record of 212-98-2. Her greatest number of wins came in 1998, when the team won 43, in its first season. Her team's best finish came the next year when the 1999 squad finished third at the national championship and she was named Gulf Coast Athletic Conference coach of the year. Mackin has never had a losing season and has a career winning percentage of .679. Mackin has coached nine NAIA All-Americans, 22 all-region players, and 35 all-conference players.

A native of Houston, Mackin played collegiate softball at cross-town rival University of Mobile and led her team to four national tournament appearances. She was NAIA first team All-American in 1996 and a three-time NAIA all-America scholar athlete. She received her bachelor's degree in 1995, earning a double major in communications and Spanish. After her collegiate playing career, Mackin played one season with the Durham Dragons in the Women's Professional Football League.

Coby is married to former SHC athletic trainer Lee Mackin, currently a student in the University of South Alabama's physician assistant program. The couple resides in Daphne, Ala.

COACHING HISTORY

Year	School	Record
1998	Spring Hill	43-17
1999	Spring Hill	42-15-1
2000	Spring Hill	32-15-1
2001	Spring Hill	26-20
2002	Spring Hill	33-10
2003	Spring Hill	34-21
6 years 212-98-2		

Won 200th career game on Saturday, March 29th, 2003, versus Belhaven College.

Coached team to national championship finishes of eighth place in 2002 and third place in 1999. Lead team to national championship appearance in 2003.

Has coached nine NAIA All-Americans and one Gulf Coast Athletic Conference (GCAC) player of the year. As a collegiate player, was selected a NAIA first-team All-American, and was a three-time NAIA academic All-American.

1999 GCAC Coach of the Year.

Final NAIA Rankings:
 1998 - 19th 2002 - 9th
 1999 - 3rd 2003 - 11th
 2001 - 12th

2004 SPRING HILL COLLEGE SOFTBALL

Date **Opponent** **Site** **Schedule** **Time**

February	Fri. 20th	Faulkner University (DH)	Spring Hill	1:00p
	Sat. 21st	# Belhaven College (DH)	Spring Hill	1:00p
	Tues. 24th	Judson College (DH)	Spring Hill	11:00a
	Fri. 27th	vs. Lee University	Montgomery, AL	3:00p
	Fri. 27th	vs. Athens State University	Montgomery, AL	5:00p
	Sat. 28th	vs. Lee University	Montgomery, AL	11:00a
	Sat. 28th	vs. N. Georgia Coll. & St. Univ.	Montgomery, AL	3:00p

March	Tues. 2nd	at University of West Alabama (DH)	Livinston, AL	4:00p
	Fri. 5th-7th	Gulf Coast Invitational (Hosted by Spring Hill College and University of Mobile)	Orange Beach, AL	TBA
	Wed. 10th	Olivet Nazarene Univ. (DH)	Spring Hill	2:00p
	Fri. 12th	Thomas University (DH)	Spring Hill	1:00p
	Tues. 16th	Union University (DH)	Spring Hill	12:00p
	Wed. 17th	Ohio Dominican University (DH)	Spring Hill	1:00p
	Sat. 20th	# at University of Mobile (DH)	Mobile, AL	2:00p
	Wed. 24th	University of West Alabama (DH)	Spring Hill	1:00p
	Fri. 26th	at Lee University (DH)	Cleveland, TN	4:00p
	Sat. 27th	at Trevecca Nazarene Univ. (DH)	Nashville, TN	12:00p
	Tues. 30th	at Faulkner University (DH)	Montgomery, AL	4:00p

April	Thurs. 1st	# at William Carey College (DH)	Hattiesburg, MS	5:00p
	Sat. 3rd	# University of Mobile (DH)	Spring Hill	1:00p
	Mon. 5th	at Thomas University (DH)	Thomasville, GA	1:00p
	Tues. 6th	vs. Valdosta State Univ. (DH)	Thomasville, GA	2:00p
	Thurs. 15th	# William Carey College (DH)	Spring Hill	2:00p
	Sat. 17th	# at Belhaven College (DH)	Jackson, MS	2:00p
	Sat. 24th-25th	GCAC Championship	Fairhope, AL	TBA

May	Mon. 10th-12th	NAA Region XIII Championship	Montgomery, AL	TBA
	Fri. 21st-26th	2004 NAA National Championship	Decatur, AL	TBA

** All times are Central. Dates and times are tentative and subject to change.

Home Games in **BOLD**.
= GCAC Game

April 1st - Hattiesburg, MS 5:00p
 April 3rd - Spring Hill 1:00p
 April 5th - Thomasville, GA 1:00p
 April 6th - Thomasville, GA 2:00p
 April 15th - Spring Hill 2:00p
 April 17th - Jackson, MS 2:00p
 April 24th-25th - Fairhope, AL TBA
 April 26th - Cleveland, TN 4:00p
 April 27th - Nashville, TN 12:00p
 April 30th - Montgomery, AL 4:00p

May 10th-12th - Montgomery, AL TBA
 May 21st-26th - Decatur, AL TBA

All media are welcome and encouraged to attend all Spring Hill athletic events. In order to best serve the media, please let SID Matthew De Witt know you will be covering events at least 24-hours in advance. Game information, rosters, and stats will be available. A fax machine and telephone will also be available upon request.

Media Information

The 2004 Spring Hill College media guide was designed, written, and edited by sports information director Matthew De Witt. The cover design is by Greg Walker.

For the latest stats, stories, and results on all Spring Hill College athletic teams, visit the Badgers online at www.shc.edu/athletics.

CREDITS

Athletic Director.....Doug Mosley
 Sports Info. Dir.....Matthew De Witt
 Phone Number.....251-380-4468
 E-Mail Address.....mdewitt@shc.edu
 Nickname.....Badgers
 Colors.....Purple & White
 Affiliation.....NAA Region XIII
 Conference.....Gulf Coast Athletic
 Field.....Murray Field
 Coach.....Coby Mackin
 Phone Number.....251-380-3489
 E-Mail Address.....cmackin@shc.edu
 Career Record.....212-98-2 (6 yrs.)
 SHC Record.....212-98-2 (6 yrs.)
 2003 Record.....34-21
 Conference Record.....8-4 (2nd)
 Starters (Ret./Lost).....8/2
 Starting Pitchers (Ret./Lost).....3/1
 Newcomers.....4

SOFTBALL FACTS

School.....Spring Hill College
 Address.....4000 Dauphin Street
 City, State.....Mobile, Alabama
 Zip Code.....36608
 Founded.....1830
 Religious Affiliation.....Jesuit Catholic
 President.....Rev. Gregory F. Lucy, S.J.

QUICK FACTS